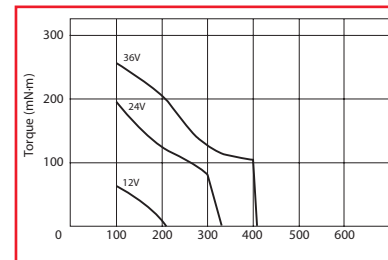


Specifications

Specification	Unit	PFC55H-48			
Type of Winding		Unipolar		Bipolar	
Excitation Mode*		Full step (2-2)			
Step Angle	°	7.5 ±5%			
Steps Per Revolution*		48			
Winding		C	D	P	Q
Rated Voltage	V	12	5	12	5
Resistance	Ω	36	5	36	5
Inductance	mH	30	4.4	65	9.3
Holding Torque	mN·m	150	150	180	180
Rotor Inertia	kg·m ²	97 × 10 ⁻⁷			
Starting Pulse Rate*	pps	210			
Slewing Pulse Rate*	pps	230			
Operating Temp. Range	°C	-10 to +50			
Temperature Rise*	°C	55			
Weight	g	300			

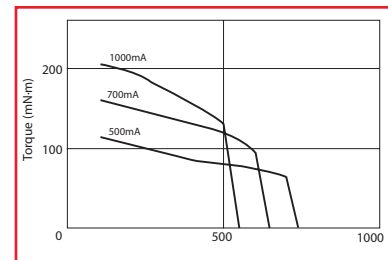
Torque Curve (pull-out torque)*

Bipolar Constant Voltage (48011)



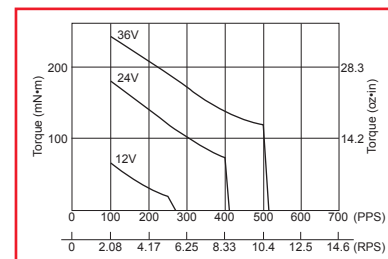
Coil Resistance: 40Ω

Bipolar Constant Current (48S1)



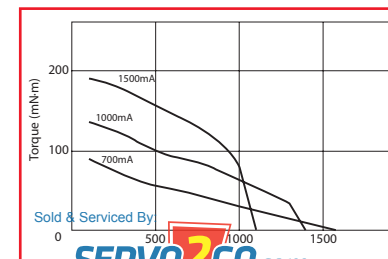
Coil Resistance: 8Ω Supply Voltage: 24V

Unipolar Constant Voltage (48C1)



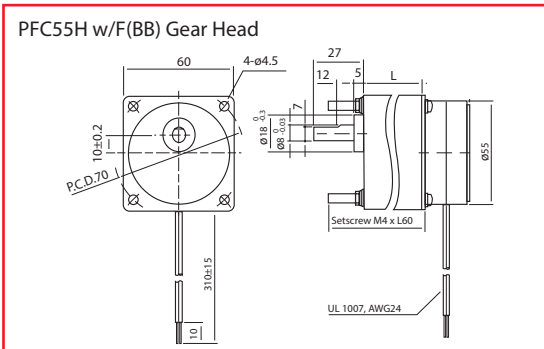
Coil Resistance: 36Ω

Unipolar Constant Current (48D1)



Coil Resistance: 51Ω Supply Voltage: 24V

Dimensions of Geared Model



Gear Ratio	1/3	1/5	2/15	1/10	2/25	1/15	1/20
Ordinary Torque	400mN·m		500mN·m		600mN·m		800mN·m
Destruction Torque	1200mN·m		1500mN·m		1800mN·m		2400mN·m

Gear Ratio	1/25	1/30	1/50	1/60	Reduction Ratio	L
Ordinary Torque	900mN·m	1100mN·m	1600mN·m		1/3 to 1/15	32
Destruction Torque	2700mN·m	3300mN·m	4800mN·m		1/20 to 1/180	42

Gear Ratio	1/75	1/100	1/125	1/150	1/180
Ordinary Torque		2500mN·m			
Destruction Torque		7500mN·m			

See page 19 for PFC55H with F gearhead ratios

All tin-can motor specifications are based on full-step constant voltage operation

Magnet type: Anisotropic

*Torque curves are for reference only and are not guaranteed

Call Free Phone: 877-378-0249

Call Free Fax: 877-378-0249

sales@servo2go.com

www.servo2go.com

