

AC C-Face Coupler Brakes - Nema 2 Housing



AC C-FACE COUPLER BRAKES

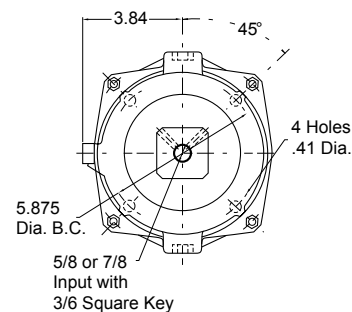
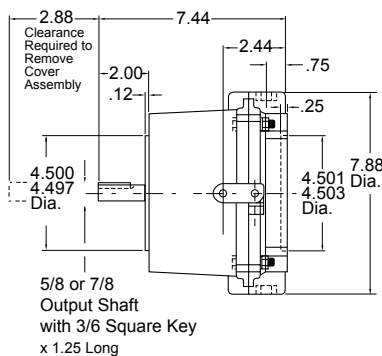
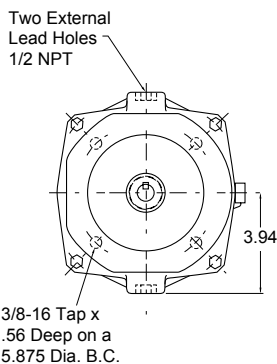
Nema 2 Housing

Factory Assembled and Tested
 Manual Release
 AC Power Off
 C-Face 56 C and 145TC
 Aluminum Head
 Aluminum Cover

M Series

3 Ft-Lb
 6 Ft-Lb
 10 Ft-Lb

C-Face Mounted Brake



Average Ship Wt = 12.5Lbs

Brake Part Numbers

COIL VOLTAGE	56C - 5/8 BORE SHAFT AND HUB		
	3 FT. LB. BRAKES	6 FT. LB. BRAKES	10 FT. LB. BRAKES
115/230, 60HZ	M51A0321	M52A0621	M52A0721
230/460, 60 HZ	M51A0324	M52A0624	M52A0724
287/575, 60 HZ	M51A0325	M52A0625	M52A0725
115/230, 50HZ	M51A0328	M52A0628	M52A0728
230/460, 50 HZ	M51A0329	M52A0629	M52A0729

COIL VOLTAGE	145TC - 7/8 BORE SHAFT AND HUB		
	3 FT. LB. BRAKES	6 FT. LB. BRAKES	10 FT. LB. BRAKES
115/230, 60HZ	M51C0321	M52C0621	M52C0721
230/460, 60 HZ	M51C0324	M52C0624	M52C0724
287/575, 60 HZ	M51C0325	M52C0625	M52C0725
115/230, 50HZ	M51C0328	M52C0628	M52C0728
230/460, 50 HZ	M51C0329	M52C0629	M52C0729

Technical Data

60 HZ BRAKE COILS SINGLE PHASE			50HZ BRAKE COILS SINGLE PHASE		
VOLTAGE	CURRENT HOLDING AMPS	CURRENT INRUSH AMPS	VOLTAGE	CURRENT HOLDING AMPS	CURRENT INRUSH AMPS
115/230	.50/.25	3.66/1.83	115/230	.45/.22	3.27/1.64
230/460	.28/.14	1.94/.97	230/460	.24/.12	1.76/.88
287/575	.22/.11	1.54/.77			

STATIC TORQUE FT. LB.	NUMBER DISCS
3	1
6	2
10	2

Must be direct-coupled; mounted between motor and speed reducer.
 Not recommended for belted or other overhung load applications.